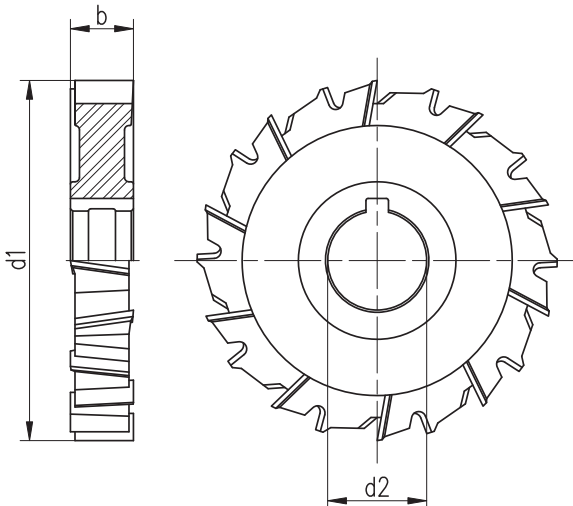



Fresa circular, corte 3 lados, dentes cruzados e alternados.
Side milling cutter, cutting on 3 sides, staggered teeth.

DENTES CRUZADOS
HÉLICE 8°
M2
DIN 885 AH



1212



d1 js 16 mm	b k 11 mm	d2 H7 mm	Z
50	4	16	16
50	5	16	16
50	6	16	16
50	8	16	16
50	10	16	16
63	4	22	18
63	5	22	18
63	6	22	18
63	8	22	18
63	10	22	18
63	12	22	18
63	14	22	18
63	16	22	18
63	18	22	18
80	5	27	20
80	6	27	20
80	8	27	20
80	10	27	20
80	12	27	20
80	14	27	20
80	16	27	20
80	18	27	20
80	20	27	20
100	6	32	24
100	8	32	24
100	10	32	24
100	12	32	24
100	14	32	24
100	16	32	24
100	18	32	24
100	20	32	24
100	22	32	24
100	25	32	24
125	6	32	26
125	8	32	26
125	10	32	26
125	12	32	26
125	14	32	26
125	16	32	26
125	18	32	26
125	20	32	26
125	22	32	26
125	25	32	26
125	28	32	26

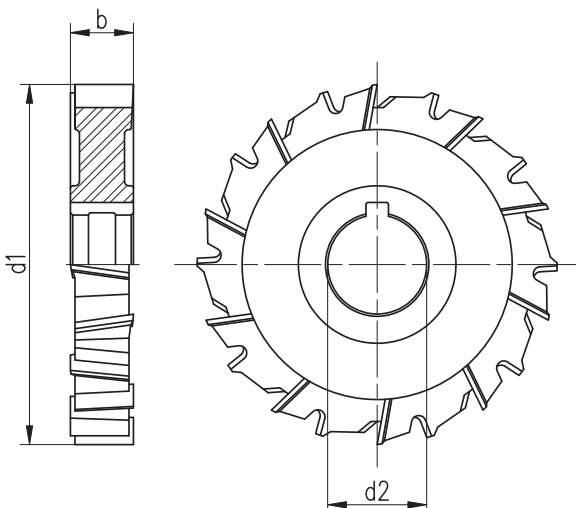
d1 js 16 mm	b k 11 mm	d2 H7 mm	Z
150	6	32	28
150	8	32	28
150	10	32	28
150	12	32	28
150	14	32	28
150	16	32	28
150	18	32	28
150	20	32	28
150	22	32	28
150	24	32	28
150	26	32	28
150	28	32	28
160	8	40	28
160	10	40	28
160	12	40	28
160	14	40	28
160	16	40	28
160	18	40	28
160	20	40	28
160	22	40	28
160	25	40	28
160	28	40	28
160	32	40	28
200	8	40	34
200	10	40	34
200	12	40	34
200	14	40	34
200	16	40	34
200	18	40	34
200	20	40	34
200	22	40	34
200	25	40	34
200	28	40	34
200	32	40	34
200	36	40	34
200	40	40	34
250	10	40	48
250	12	40	48
250	14	40	40
250	16	40	40
250	18	40	40
250	20	40	40
250	25	40	40
250	28	40	40
250	32	40	40

Dados de corte, ver página 127

Fresa circular, corte 3 lados, dentes cruzados e alternados.
 Side milling cutter, cutting on 3 sides, staggered teeth.

DENTES CRUZADOS
HÉLICE 8°
M2
DIN 885 AH

1212



d1 js 16 pol	b k 11 pol	d2 H7 pol	Z
2	1/8	5/8	16
2	3/16	5/8	16
2	1/4	5/8	16
2	5/16	5/8	16
2	3/8	5/8	16
2 1/2	3/16	7/8	18
2 1/2	1/4	7/8	18
2 1/2	5/16	7/8	18
2 1/2	3/8	7/8	18
2 1/2	7/16	7/8	18
2 1/2	1/2	7/8	18
3	3/16	1	20
3	1/4	1	20
3	5/16	1	20
3	3/8	1	20
3	7/16	1	20
3	1/2	1	20
3	9/16	1	20
3	5/8	1	20
3	3/4	1	20
3 1/2	3/16	1	22
3 1/2	1/4	1	22
3 1/2	5/16	1	22
3 1/2	3/8	1	22
3 1/2	1/2	1	22
3 1/2	5/8	1	22
3 1/2	3/4	1	22
4	3/16	1 1/4	24
4	1/4	1 1/4	24
4	5/16	1 1/4	24
4	3/8	1 1/4	24
4	7/16	1 1/4	24
4	1/2	1 1/4	24
4	9/16	1 1/4	24
4	5/8	1 1/4	24
4	3/4	1 1/4	24
4	7/8	1 1/4	24
4	1	1 1/4	24

d1 js 16 pol	b k 11 pol	d2 H7 pol	Z
5	3/16	1 1/4	26
5	1/4	1 1/4	26
5	5/16	1 1/4	26
5	3/8	1 1/4	26
5	7/16	1 1/4	26
5	1/2	1 1/4	26
5	5/8	1 1/4	26
5	3/4	1 1/4	26
5	7/8	1 1/4	26
5	1	1 1/4	26
6	3/16	1 1/4	28
6	1/4	1 1/4	28
6	5/16	1 1/4	28
6	3/8	1 1/4	28
6	7/16	1 1/4	28
6	1/2	1 1/4	28
6	5/8	1 1/4	28
6	3/4	1 1/4	28
6	7/8	1 1/4	28
6	1	1 1/4	28
6	1 1/4	1 1/4	28
8	3/8	1 1/2	34
8	7/16	1 1/2	34
8	1/2	1 1/2	34
8	5/8	1 1/2	34
8	3/4	1 1/2	34
8	7/8	1 1/2	34
8	1	1 1/2	34
8	1 1/4	1 1/2	34

Dados de corte, ver página 127